

Clear Lake CLO LTD

Non-Presale Report

Rating Summary (Non-NRSRO)

| Table of Contents | | Tranche | Interest Rate ¹ | EJR Rating | Other NRSRO Rating ² | Cur Par (USD m) | Credit Enhmt(%) ³ | TT(%) ⁴ | Exp Loss (% of Par) | Life Horizon (yrs) ⁵ |
|-----------------------|----|---------|----------------------------|------------|---------------------------------|-----------------|------------------------------|--------------------|---------------------|---------------------------------|
| Rating Summary | 1 | | | | | | | | | |
| Transaction Summary | 1 | A-1 | Libor + 0.25% | AAA(sf) | AAA | 32.423 | 242.6 | 24.78 | 0.000 | 0.75 |
| Pros & Cons | 1 | A-2 | Libor + 0.38% | AAA(sf) | AAA | 21.500 | 242.6 | 16.43 | 0.000 | 1.25 |
| Tranche Details | 2 | A-B | Libor + 0.69% | AAA(sf) | AAA | 27.000 | 161.7 | 20.64 | 0.000 | 2 |
| Collateral Disclosure | 7 | A-C | Libor + 1.45% | AAA(sf) | A | 20.000 | 129.6 | 15.29 | 0.000 | 2.25 |
| Sensitivity Analysis | 7 | D | Libor + 3.75% | BBB+(sf) | BB+ | 14.747 | 113.1 | 11.27 | 0.005 | 2.75 |
| Notes | 7 | | | | | | | | | |
| 17g-7 Disclosure | 8 | | | | | | | | | |
| Disclaimer | 11 | | | | | | | | | |

Transaction Summary

This transaction is Clear Lake CLO, Corp's (the "Company") securitization and Jefferies Capital Management, Inc. (the "Collateral Manager") acts as collateral manager on behalf of the issuer in selecting and managing the collateral obligations. The notes are scheduled to mature on the payment date in December 2020. The principal of the collateral pool is approximately \$130.82 million and the weighted average life of the receivables is approximately 31 months from the issuance date of this report. We are assigning the rating to each tranche as is shown in the chart above as a Non-NRSRO.

Strength and Concerns

The notes are well collateralized with the pool assets balance exceeding approximately 13% of the principal of all the rated tranches, and the average coupon rate from assets is much higher than that payable on the notes, thereby supporting the high interest coverage ratio. The pool assets are well diversified by industries and the superior tranches are well protected by the lower tranches.

On the negative side, the average rating of the pool assets is not investment grade, which suggests a potential high default rate, which we have factored in our analysis. Also according to our research, we think that the top concentration of the industries will go flat or probably, downwards, which is reflected by the recent decrease of the average rating from the servicer report. The waterfall structure is protective only to superior tranches, making the lower tranches volatile to possible collateral asset defaults.

Notes:

We are rating this transaction as a Non-NRSRO. This report does NOT make any trading suggestion.

- 1) The Interest Rate indicates a floating rate over the LIBOR.
- 2) The ratings indicate other NRSROs' median ratings.
- 3) Credit Enhancement: Ratio of collateral par over the sum of principal of this tranche and all superior tranches.
- 4) Tranche Thickness (TT): Ratio of tranche size to current collateral balance.
- 5) A life horizon of "NA" indicates that the par will not be fully paid back.

Tranche Class A-1

Summary

| | |
|---------------------------|---------------|
| Current Par (k) | 32,423 |
| Interest Rate | Libor + 0.25% |
| IRR ¹ | 1.09% |
| OC Benchmark ² | 111.25% |
| OC Test | Passed |
| Tranche Thickness | 24.78% |
| Tranche Close Date | 12/20/2020 |
| Payment Frequency | Quarterly |
| Implied Rating | AAA(sf) |
| Assigned Rating | AAA(sf) |

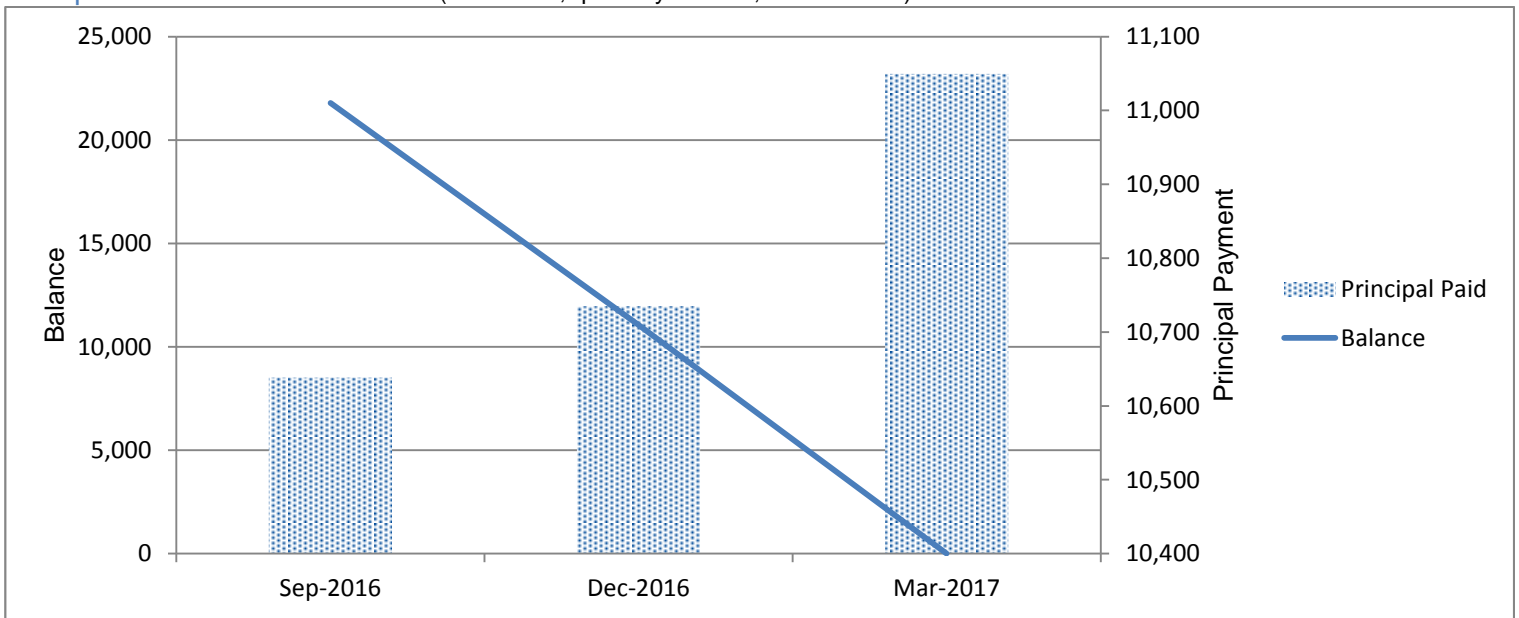
Expected Loss

| Scenario ³ | Expected Loss |
|-----------------------|---------------|
| Base Case | 0 |
| Default Rate Up | 0 |
| Default Rate Down | 0 |
| Pool Correlation Up | 0 |
| Pool Correlation Down | 0 |
| Interest Rate Up | 0 |
| Interest Rate Down | 0 |

* Notes to the tables are on Page 7

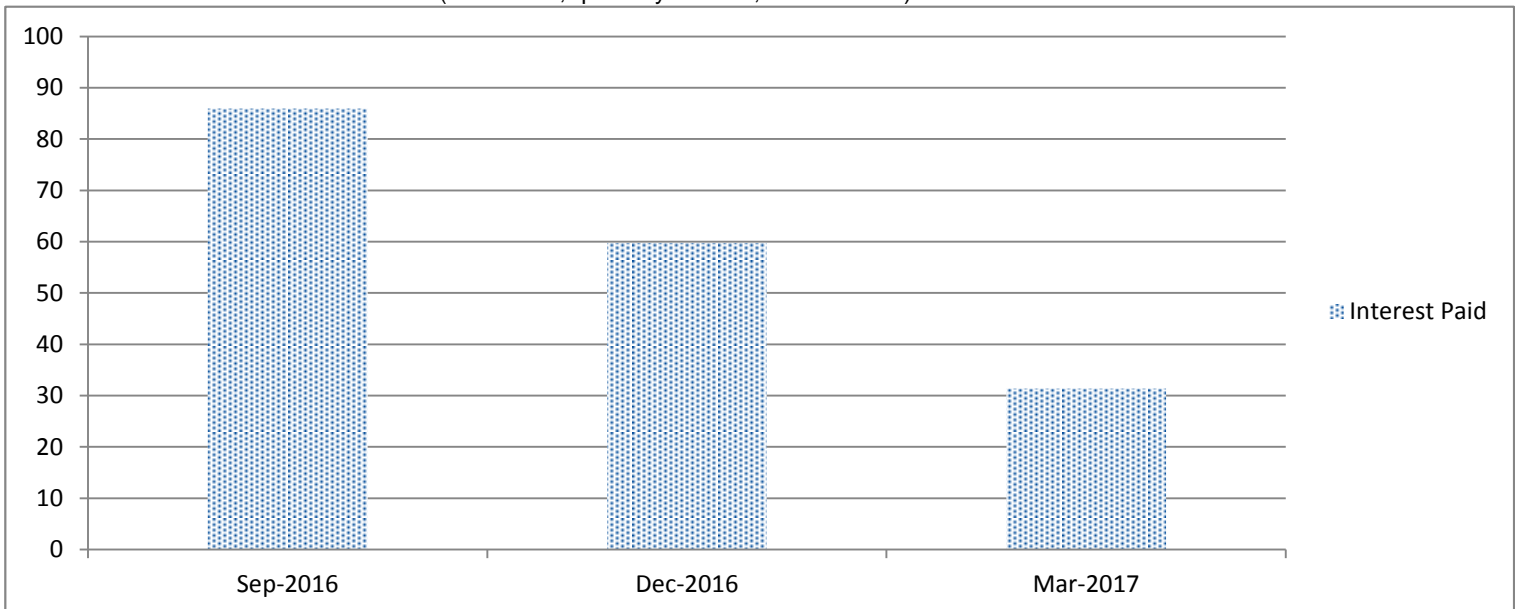
Principal Cash Flow

(Base case, quarterly amount, in thousands)



Interest Cash Flow

(Base case, quarterly amount, in thousands)



Tranche Class A-2

Summary

| | |
|---------------------------|---------------|
| Current Par (k) | 21,500 |
| Interest Rate | Libor + 0.38% |
| IRR ¹ | 1.26% |
| OC Benchmark ² | 111.25% |
| OC Test | Passed |
| Tranche Thickness | 16.43% |
| Tranche Close Date | 12/20/2020 |
| Payment Frequency | Quarterly |
| Implied Rating | AAA(sf) |
| Assigned Rating | AAA(sf) |

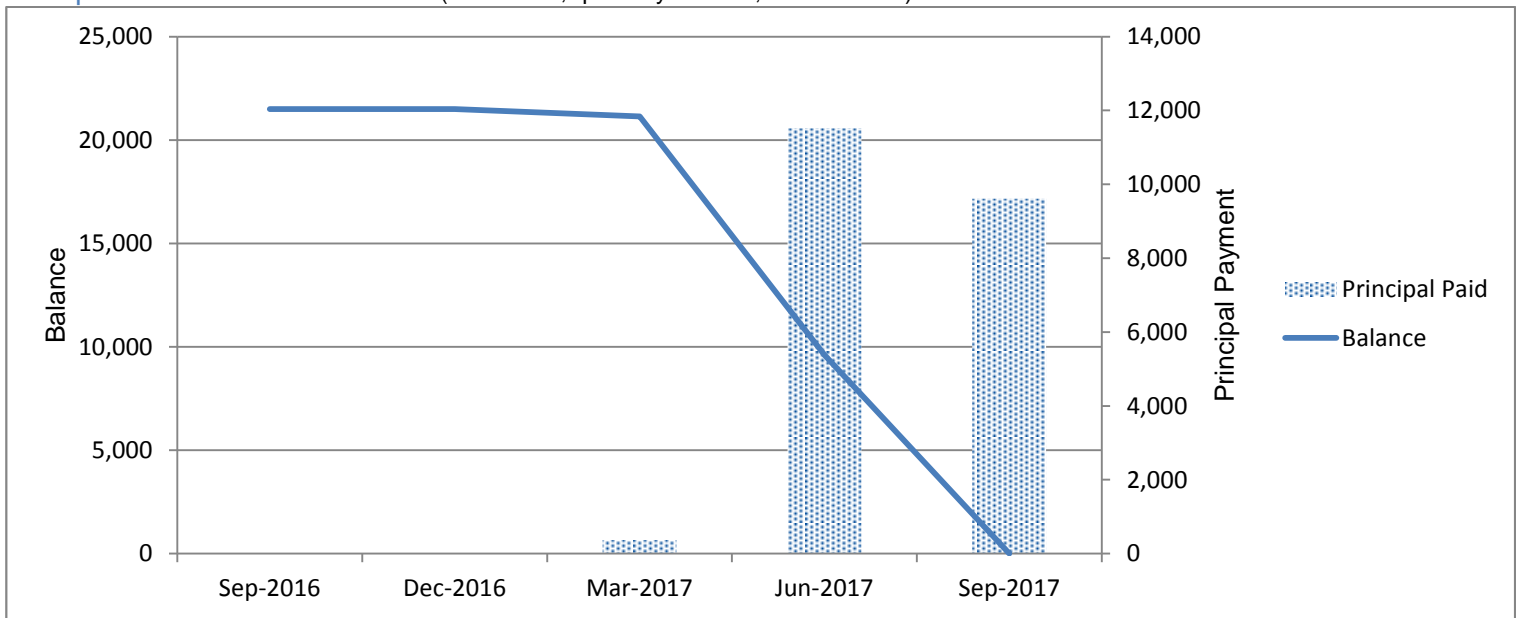
Expected Loss

| Scenario ³ | Expected Loss |
|-----------------------|---------------|
| Base Case | 0 |
| Default Rate Up | 0 |
| Default Rate Down | 0 |
| Pool Correlation Up | 0 |
| Pool Correlation Down | 0 |
| Interest Rate Up | 0 |
| Interest Rate Down | 0 |

* Notes to the tables are on Page 7

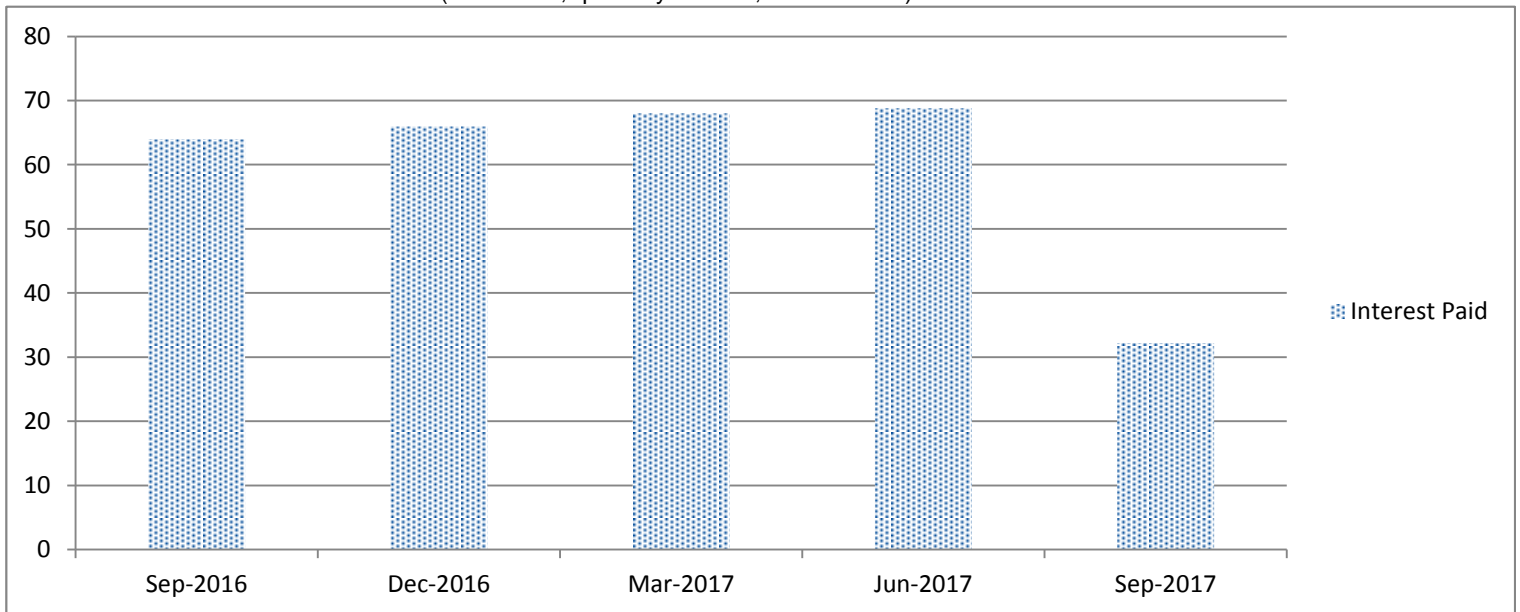
Principal Cash Flow

(Base case, quarterly amount, in thousands)



Interest Cash Flow

(Base case, quarterly amount, in thousands)



Tranche Class A-B

Summary

| | |
|---------------------------|---------------|
| Current Par (k) | 27,000 |
| Interest Rate | Libor + 0.69% |
| IRR ¹ | 1.60% |
| OC Benchmark ² | 106.90% |
| OC Test | Passed |
| Tranche Thickness | 20.64% |
| Tranche Close Date | 12/20/2020 |
| Payment Frequency | Quarterly |
| Implied Rating | AAA(sf) |
| Assigned Rating | AAA(sf) |

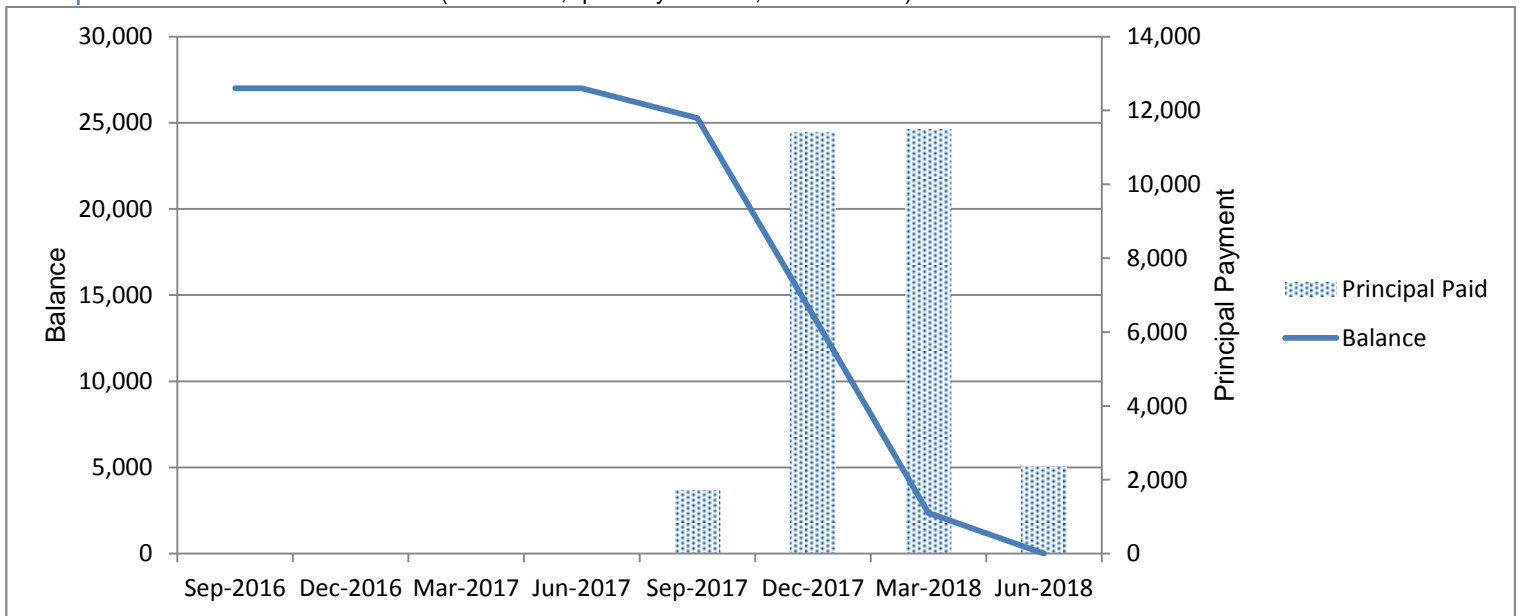
Expected Loss

| Scenario ³ | Expected Loss |
|-----------------------|---------------|
| Base Case | 0 |
| Default Rate Up | 0 |
| Default Rate Down | 0 |
| Pool Correlation Up | 0 |
| Pool Correlation Down | 0 |
| Interest Rate Up | 0 |
| Interest Rate Down | 0 |

* Notes to the tables are on Page 7

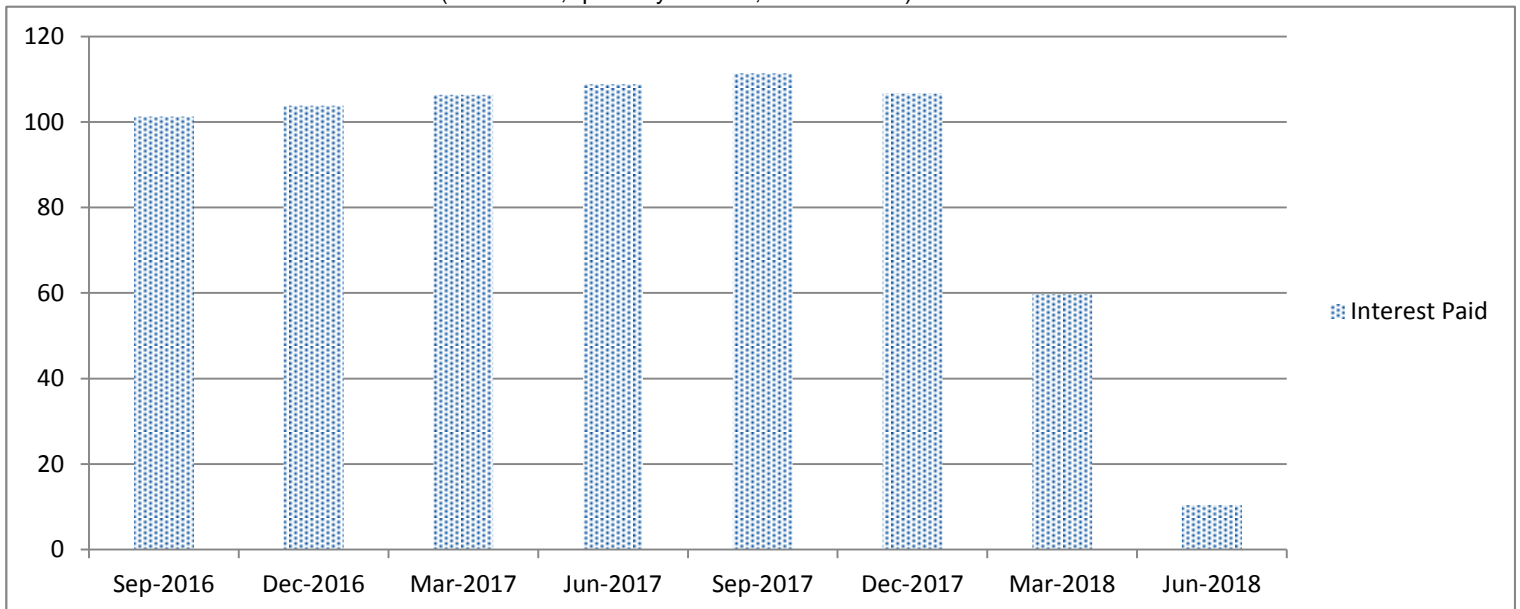
Principal Cash Flow

(Base case, quarterly amount, in thousands)



Interest Cash Flow

(Base case, quarterly amount, in thousands)



Tranche Class A-C

Summary

| | |
|---------------------------|---------------|
| Current Par (k) | 20,000 |
| Interest Rate | Libor + 1.45% |
| IRR ¹ | 2.40% |
| OC Benchmark ² | 104.80% |
| OC Test | Passed |
| Tranche Thickness | 15.29% |
| Tranche Close Date | 12/20/2020 |
| Payment Frequency | Quarterly |
| Implied Rating | AAA(sf) |
| Assigned Rating | AAA(sf) |

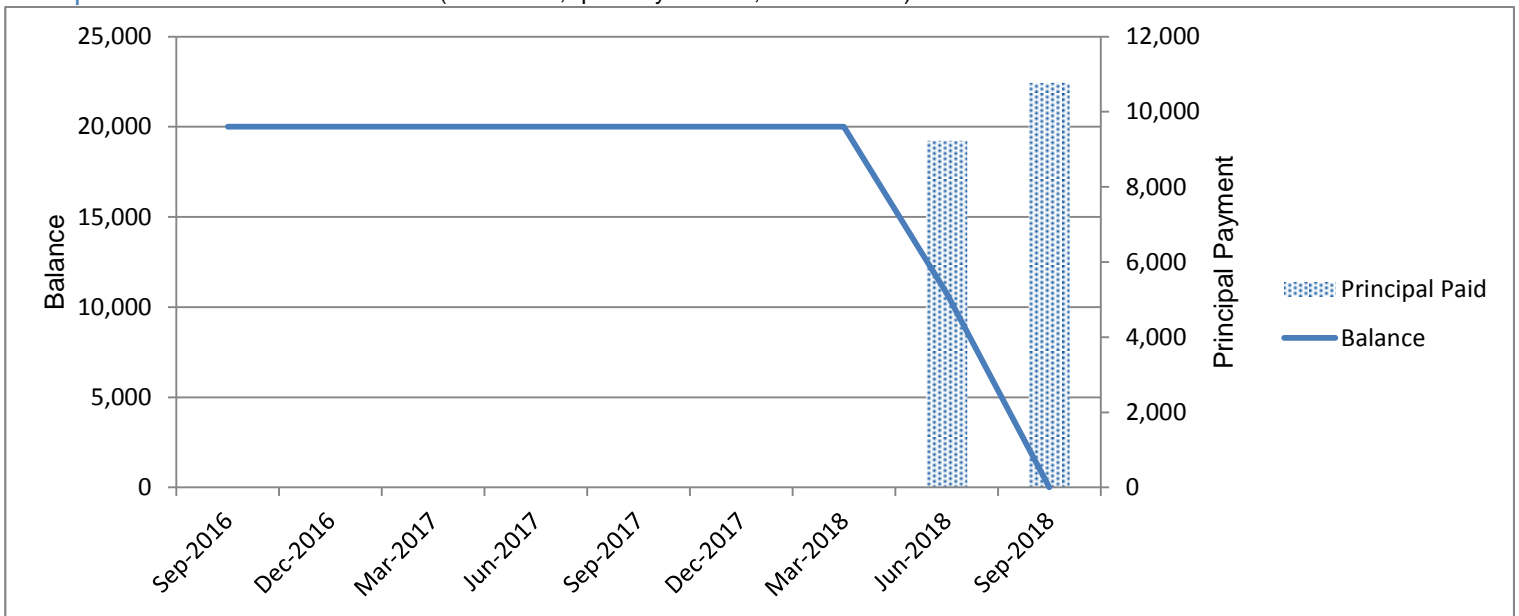
Expected Loss

| Scenario ³ | Expected Loss |
|-----------------------|---------------|
| Base Case | 0 |
| Default Rate Up | 0 |
| Default Rate Down | 0 |
| Pool Correlation Up | 0 |
| Pool Correlation Down | 0 |
| Interest Rate Up | 0 |
| Interest Rate Down | 0 |

* Notes to the tables are on Page 7

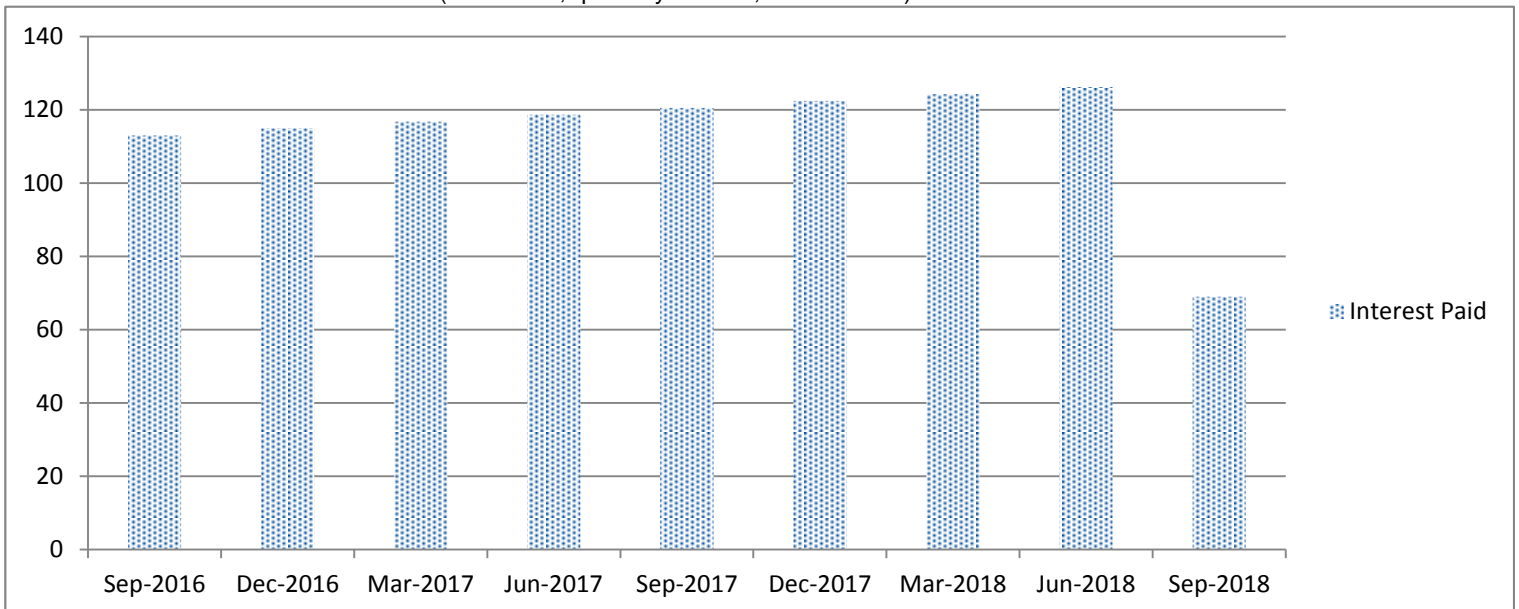
Principal Cash Flow

(Base case, quarterly amount, in thousands)



Interest Cash Flow

(Base case, quarterly amount, in thousands)



Tranche Class D

Summary

| | |
|---------------------------|---------------|
| Current Par (k) | 14,747 |
| Interest Rate | Libor + 3.75% |
| IRR ¹ | 4.73% |
| OC Benchmark ² | 101.40% |
| OC Test | Passed |
| Tranche Thickness | 11.27% |
| Tranche Close Date | 12/20/2020 |
| Payment Frequency | Quarterly |
| Implied Rating | AA(sf) |
| Assigned Rating | BBB+(sf) |

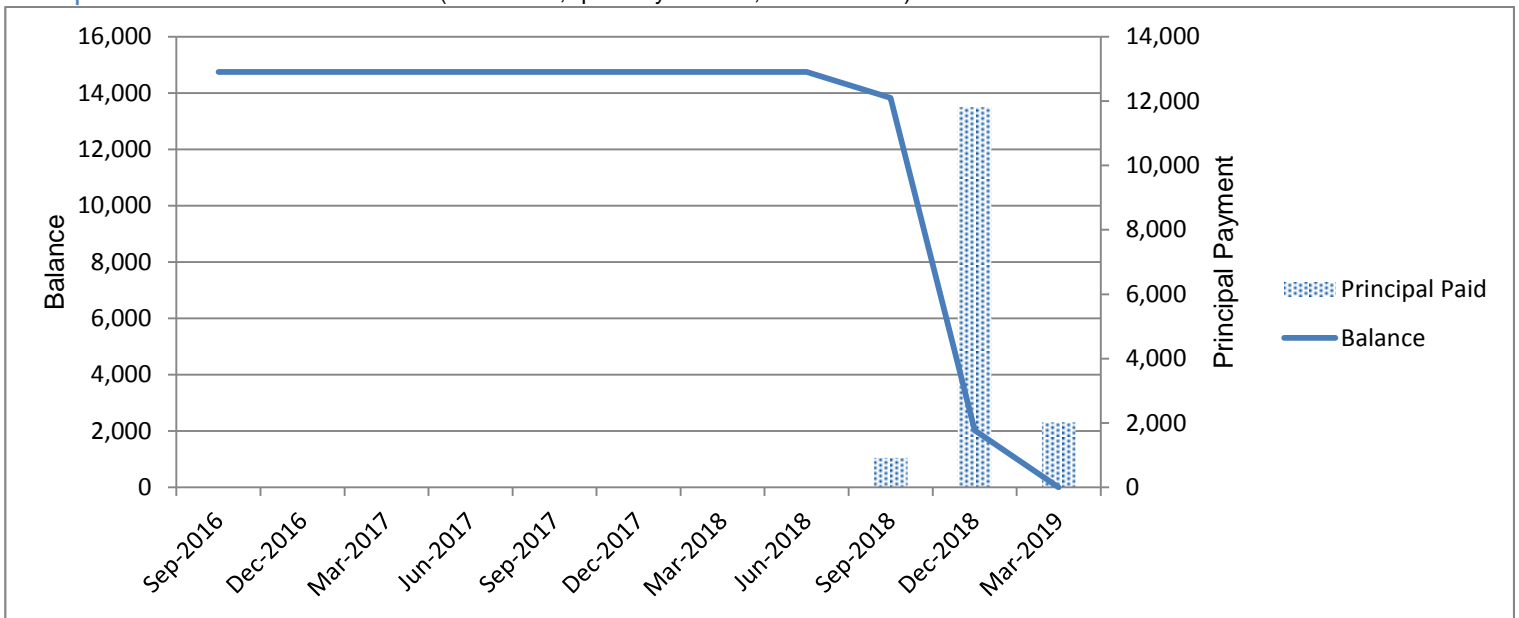
Expected Loss

| Scenario ³ | Expected Loss |
|-----------------------|---------------|
| Base Case | 0.005% |
| Default Rate Up | 0.166% |
| Default Rate Down | 0 |
| Pool Correlation Up | 0.122% |
| Pool Correlation Down | 0 |
| Interest Rate Up | 0.006% |
| Interest Rate Down | 0.005% |

* Notes to the tables are on Page 7

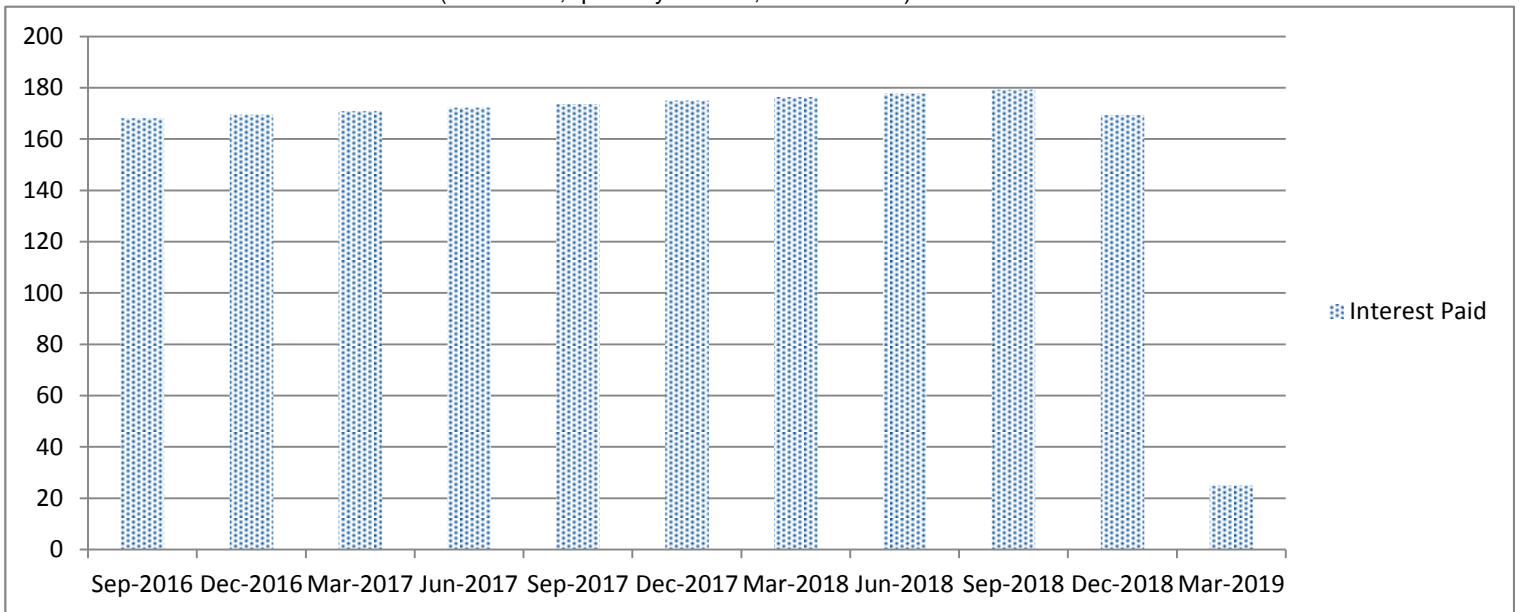
Principal Cash Flow

(Base case, quarterly amount, in thousands)



Interest Cash Flow

(Base case, quarterly amount, in thousands)



Collateral Disclosure
Summary

| | |
|-------------------------|---------|
| Balance (k) | 130,820 |
| WAS ⁴ (bps) | 323 |
| Floor (bps) | 67.04 |
| WAL ⁵ (yrs) | 2.75 |
| Exp DR ⁶ (%) | 5.74 |
| WARR ⁷ (%) | 48.59 |
| Obligors No. | 68 |
| Diversity | 34 |

Top Weighted Industries

| Industry | Weight |
|--------------|--------|
| HEALTHCARE | 9.71% |
| CONGLOMERATE | 8.88% |
| ELECTRONICS | 8.40% |
| CHEMICALS | 8.01% |
| MINING | 7.80% |
| PUBLISHING | 7.12% |
| AUTOMOBILE | 7.00% |
| CASH | 6.15% |
| UTILITY | 5.79% |
| BUILDING | 4.58% |

Rating Distribution

| Rating | Weight |
|-----------|--------|
| AAA | 0.0615 |
| AAA to AA | 0.0000 |
| AA to A | 0.0000 |
| A to BBB | 0.0000 |
| BBB to BB | 0.2050 |
| BB to B | 0.5422 |
| B to CCC | 0.1440 |
| CCC to CC | 0.0088 |
| CC to C | 0.0000 |

Sensitivity Analysis⁸

| Tranche | Base Case | Default Rate | | Correlation | | Interest Rate | |
|---------|-----------|--------------|-------------|-------------|-------------|---------------------|-----------------------|
| | | Up by 50% | Down by 50% | Up by 50% | Down by 50% | Up by 1.5x σ | Down by 1.5x σ |
| A-1 | AAA(sf) | AAA(sf) | AAA(sf) | AAA(sf) | AAA(sf) | AAA(sf) | AAA(sf) |
| A-2 | AAA(sf) | AAA(sf) | AAA(sf) | AAA(sf) | AAA(sf) | AAA(sf) | AAA(sf) |
| A-B | AAA(sf) | AAA(sf) | AAA(sf) | AAA(sf) | AAA(sf) | AAA(sf) | AAA(sf) |
| A-C | AAA(sf) | AAA(sf) | AAA(sf) | AAA(sf) | AAA(sf) | AAA(sf) | AAA(sf) |
| D | AA(sf) | BBB+(sf) | AAA(sf) | BBB+(sf) | AAA(sf) | AA(sf) | AA(sf) |

Notes:

- 1) IRR: Internal Return Rate, indicates the expected return of holding the tranche at the cost of par amount.
- 2) OC Benchmark: Over-collateralization ratio that needs to be satisfied according to the prospectus. OC Test shows the current test result.
- 3) Scenario: Different scenario cases as described in the Sensitivity Analysis.
- 4) WAS: Weighted Average Spread.
- 5) WAL: Weighted Average Life.
- 6) Exp DR: Expected Annualized Default Rate.
- 7) WARR: Weighted Average Recovery Rate.
- 8) The Sensitivity Analysis shows how the changes of key factors affect the implied ratings. There are 3 key factors in our analysis, which are the credit worthiness indicated by the default rate, the correlation between collateral assets indicated by the independence factor and the interest rate. The default rate increases and decreases by 50% of the rate itself in the pessimistic and optimistic scenarios, and respectively, the independence factor decreases and increases by 50% of itself and decreases by 1.5x annualized volatility in each scenario. The ratings in the different scenarios are the implied ratings.

SEC Rule 17g-7(a) Disclosure

Below are the disclosures as required by Paragraph (a) of Rule 17g-7.

1. The symbol in the rating scale used to denote the credit rating categories and notches within categories and the identity of the obligor, security, or money market instrument as required by Paragraph (a)(1)(ii)(A) of Rule 17g-7:

For the transaction Clear Lake CLO LTD we have assigned the rating of AAA(sf), AAA(sf), AAA(sf), AAA(sf), BBB+(sf), for each rated tranche. There are three notches in each of our rating category (e.g., A-(sf), A(sf) and A+(sf) for category A(sf)) except for CC(sf), C(sf) and D(sf).

2. The version of the procedure or methodology used to determine the credit rating as required by Paragraph (a)(1)(ii)(B) of Rule 17g-7:

We are using the methodology available in our Form NRSRO Exhibit #2 dated Jun. 10, 2016 available via egan-jones.com under the tab at the bottom of the page "Methodologies".

3. The main assumptions and principles used in constructing the procedures and methodologies used to determine the credit rating as required by Paragraph (a)(1)(ii)(C) of Rule 17g-7:

The credit rating assigned reflects our judgement regarding the future credit quality of the issue. The major assumptions used to construct the methodologies include:

- 1). Past data reflects the performance and credit worthiness of the pooled assets, and is useful for projections.
- 2). Financial information that EJR gets from the issuer or the third party is reliable and accurate.
- 3). The economy and regulation policies will remain stable in the foreseeable future.

Specific quantitative assumptions used in this credit analysis applied to the collateral assets, which include Annualized Default Rate (5.74%) and Recovery Rate (45.%). According to the methodology, EJR converts the collateral assets into numbers of identical independent assets with the same default rate and recovery rate. The number of these converted assets (or Independence Factor) is calculated to be 34 in this analysis.

4. The potential limitations of the credit rating as required by Paragraph (a)(1)(ii)(D) of Rule 17g-7:

Our rating pertains solely to our view of current and prospective credit quality. Our rating does not address pricing, liquidity or other risks associated with holding the instrument.

5. Information on the uncertainty of the credit rating as required by Paragraph (a)(1)(ii)(E) of Rule 17g-7:

Our rating is dependent on numerous factors including the reliability, accuracy, and quality of the data used in determining the credit rating. The data is sourced from issuers' publicly disclosed reports, or from third-party data vendors. For solicited rating reports, EJR may also use the information provided by the client. In some cases, the information is limited because of issues such as the lack of reported data. Such shortcomings are not always readily apparent. EJR aims to identify such shortcomings and make adjustments using its best judgement.

6. Whether and to what extent third-party due diligence services have been used in taking the rating action as required by Paragraph (a)(1)(ii)(F) of Rule 17g-7:

EJR does not utilize third-party due diligence services.

7. How servicer or remittance reports were used, and with what frequency, to conduct surveillance of the credit rating as required by Paragraph (a)(1)(ii)(G) of Rule 17g-7:

Servicer and/or remittance reports are used to get the current financial data of both collateral assets and tranches. EJR did not conduct surveillance of this rating.

8. A description of the data that were relied upon for the purpose of determining the credit rating as required by

Paragraph (a)(1)(ii)(H) of Rule 17g-7:

EJR uses the prospectus file and servicer reports to obtain essential data for ratings on this ABS product.

9. A statement containing an overall assessment of the quality of information available and considered in the credit rating as required by Paragraph (a)(1)(ii)(I) of Rule 17g-7:

The information used in this analysis is generally of high quality.

10. Information relating to conflicts of interest as required by Paragraph (a)(1)(ii)(J) of Rule 17g-7:

This rating is unsolicited.

11. An explanation or measure of the potential volatility of the credit rating as required by Paragraph (a)(1)(ii)(K) of Rule 17g-7:

Our rating aims to assess the possible loss of investing in the obligations. Factors which affect such projection, and in turn our rating, include changes in the credit worthiness of the collateral assets, changes in the correlation between them, and overall economic changes.

12. Information on the content of the credit rating as required by Paragraph (a)(1)(ii)(L) of Rule 17g-7:

Regarding the historical performance of the credit rating, our rating transition matrix is available in our Form NRSRO, Exhibit 1. EJRC does not assess the expected probability of default. The expected loss is listed on the page of each tranche.

13. Information on the sensitivity of the credit rating to assumptions as required by Paragraph (a)(1)(ii)(M) of Rule 17g-7:

See in the report, Section "Sensitivity Analysis".

14. If the credit rating is assigned to an asset-backed security, a description of: (i) the representations, warranties, and enforcement mechanisms available to investors; and (ii) how they differ from the representations, warranties, and enforcement mechanisms in issuances of similar securities, as required by Paragraph (a)(1)(ii)(N) of Rule 17g-7:

Such information in this analysis is non-public. Hence EJRC decides that this disclosure doesn't apply to this report.

ATTESTATION FORM

In compliance with the US Securities and Exchange Commission (SEC) Rule 17g-7(a), the Egan-Jones analyst who published the report is responsible for the rating action and to the best knowledge of the person:

- 1) No part of the credit rating was influenced by any other business activities,
- 2) The credit rating was based solely upon the merits of the obligor, security, or money market instrument being rated, and
- 3) The credit rating was an independent evaluation of the credit risk of the obligor, security, or money market instrument.

Analyst Signature:

Today's Date

Mike Huang

September 02, 2016

.....
Mike Huang
Rating Analyst

Reviewer Signature:

Today's Date

Steve Zhang

September 02, 2016

.....
Steve Zhang
Senior Rating Analyst

Copyright © 2016, Egan-Jones Ratings Company, Inc. (“Egan-Jones”). All rights reserved. The information upon which Egan-Jones ratings and reports are based is obtained by Egan-Jones from sources Egan-Jones believes to be accurate and reliable. Egan-Jones relies on third party reports and information and data provided and Egan-Jones has not, unless required by law or internal policies/procedures, independently verified or performed due diligence related to the accuracy of information, data or reports. Egan-Jones has not consented to, nor will consent to, being named an “expert” under federal securities laws, including without limitation, Section 7 of the Securities Act of 1933. Please note that expected or final ratings are not recommendations to buy, hold or sell the securities. Egan-Jones is not an advisor and is not providing investment advice, strategy or related services. Egan-Jones and its third-party suppliers (“Suppliers”) hereby disclaim any representation or warranty, express or implied, as to the accuracy, timeliness, completeness, merchantability, and fitness for any particular purpose or non-infringement of any of such information. In no event shall Egan-Jones or its directors, officers, employees, independent contractors, agents, representatives, or Suppliers (collectively, Egan-Jones Representatives) be liable (1) for any inaccuracy, delay, loss of data, interruption in service, error, (negligent or otherwise) or other circumstance or contingency within or outside the control of Egan-Jones or any Egan-Jones Representative, in connection with or related to obtaining, collecting, compiling, analyzing, interpreting, communicating, publishing or delivering any such information. Ratings and other opinions issued by Egan-Jones are, and must be construed solely as, statements of opinion and not statements of fact as to credit worthiness or recommendations to purchase, sell or hold any securities. A report providing an Egan-Jones rating is neither a prospectus nor a substitute for the information assembled, verified and presented to investors by the issuer and its agents in connection with the sale of the securities. Egan-Jones is not responsible for the content or operation of third party websites accessed through hypertext or other computer links and Egan-Jones shall have no liability to any person or entity for the use of such third party websites. This publication may not be reproduced, retransmitted or distributed in any form without the prior written consent of Egan-Jones. Egan-Jones ratings are subject to disclaimers.

Egan-Jones is not an NRSRO (as defined by the SEC) for sovereign/municipal issuers and structured finance/ABS issuers.